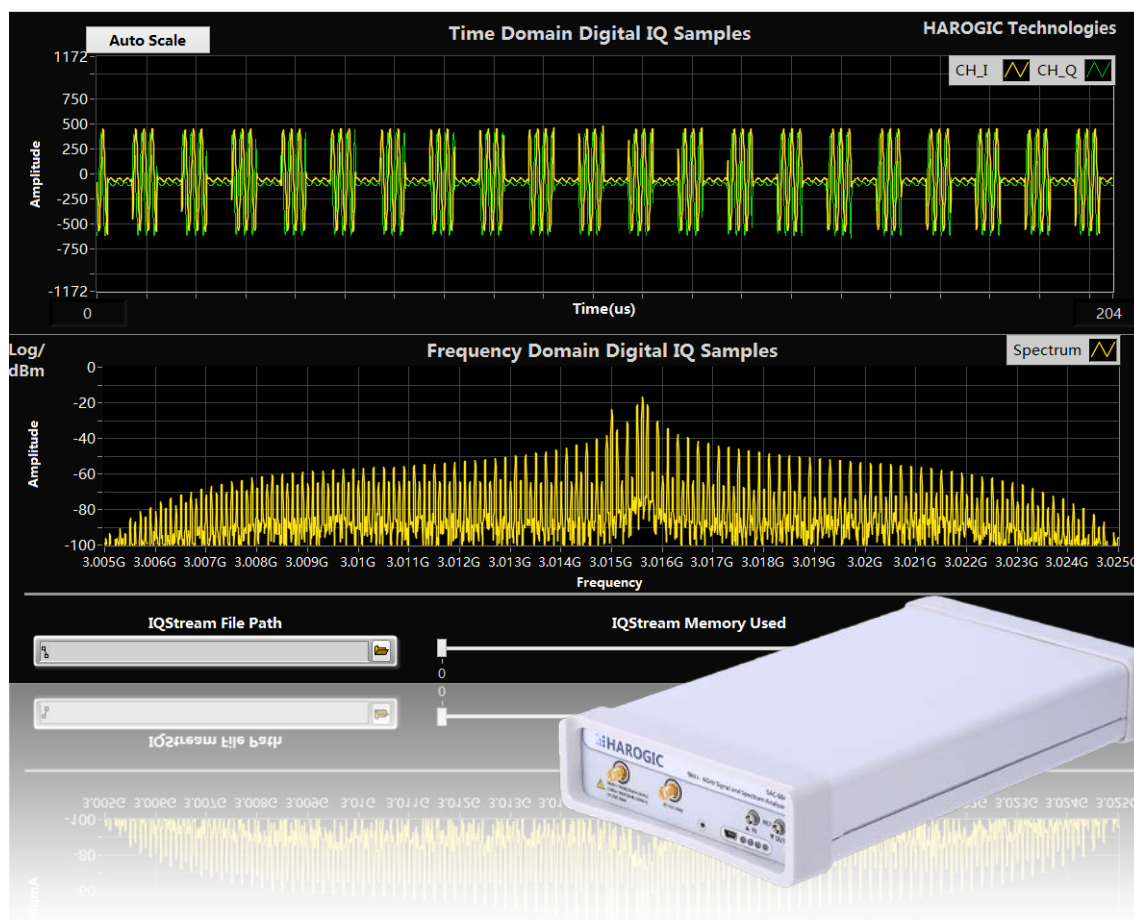


# HAROGIC 海得逻辑科技

## SAC-60A——USB 模块化频谱分析仪

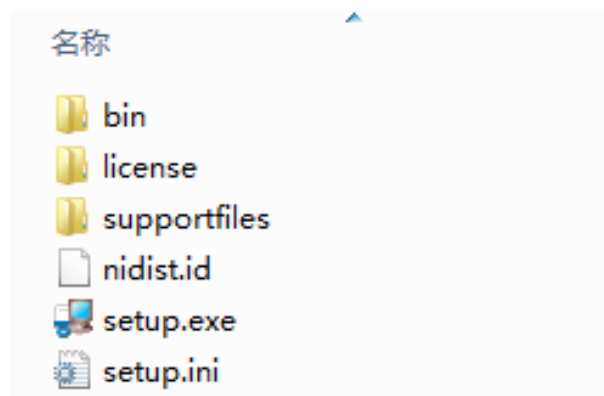
9 kHz~6 GHz

### 操作指南: 安装 SASudio 软件

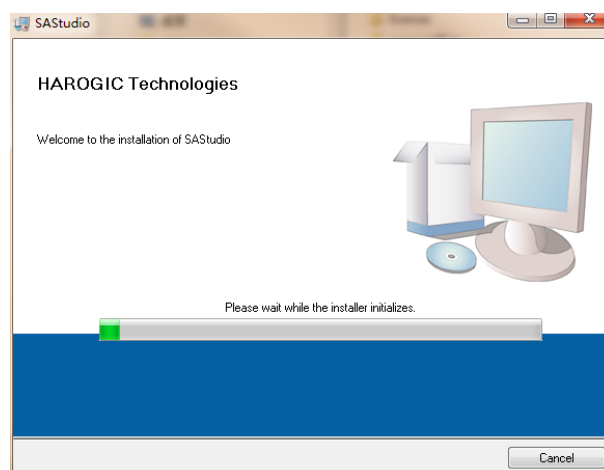


## 安装 SASTudio 软件

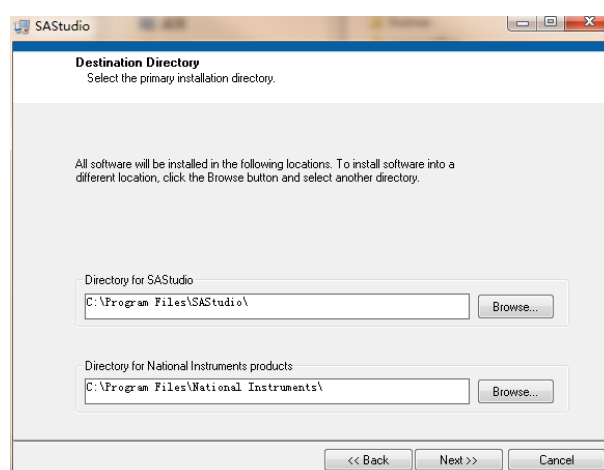
- 在安装包中选择 setup.exe 启动安装程序



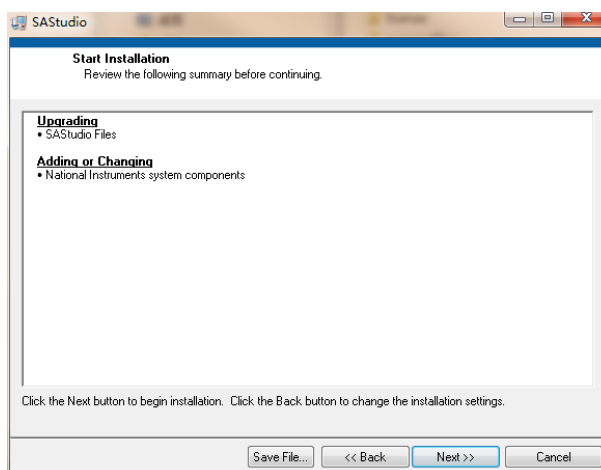
- 出现欢迎界面



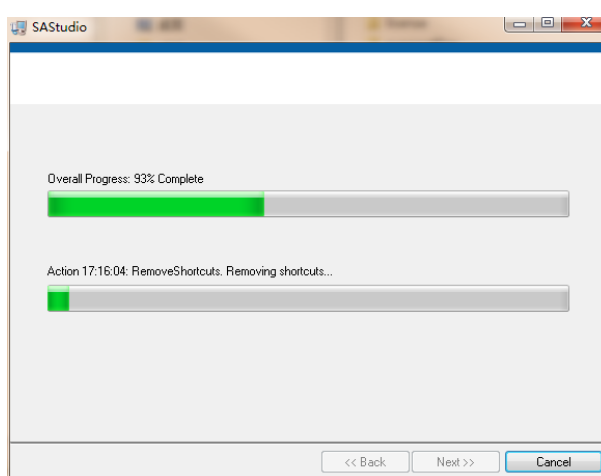
- 选择合适的安装路径



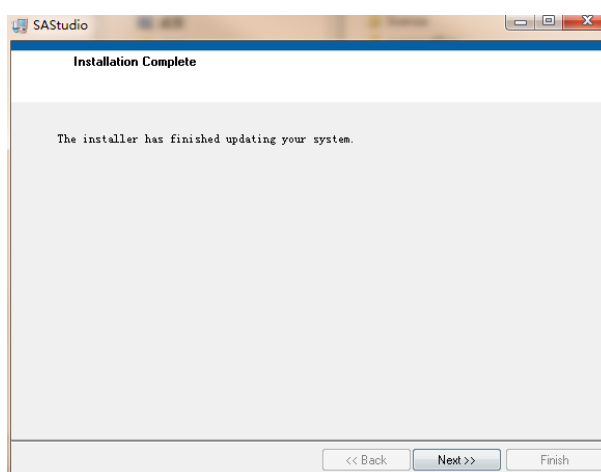
- 点击 Next 按钮，进入下一步



- 等待安装（固态硬盘配置下约 5~6 分钟）



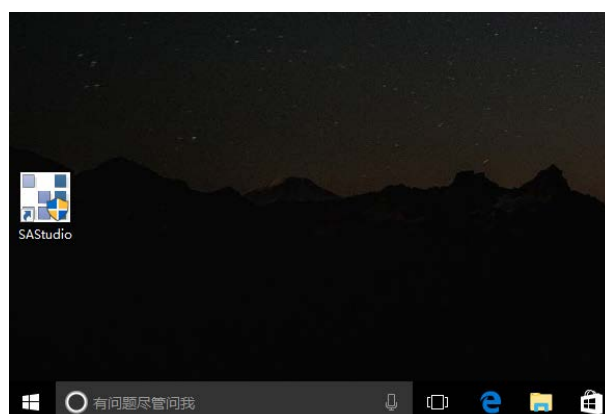
- SAStudio 软件主体部分安装完成



- 点击 Next 按钮，进入下一步，弹出新的窗口，等待弹窗自动关闭

```
C:\WINDOWS\system32\cmd.exe
HAROGIC USB Driver Installation
Please Wait Until the Whole Process Complete...
CertMgr Succeeded
CertMgr Succeeded
HAROGIC Certificate Installation Succeeded
HAROGIC USB Driver SAC-60A Installation1 Succeeded
Microsoft (R) Manifest Tool version 6.1.7716.0
Copyright (c) Microsoft Corporation 2009.
All rights reserved.
...
Process Completed
```

- 弹窗自动关闭。至此 SAStudio 软件及相关驱动程序已完成安装，连接至 SAC-60A 硬件设备后，即可运行 SAStudio 软件进行使用。



欢迎访问 **HAROGIC®**官方网站以了解更多内容

[www.harogic.com](http://www.harogic.com)

服务信箱：support@harogic.com

服务电话：025-8330-5049

**SAC-60A User Manual: Install SAStudio Ver1.1 2017**

**HAROGIC®** 版权所有